

# How to Embed Items from the Internet - Table of Contents

Overview .....	2
How to Embed Items.....	2
How to Get Additional Help.....	3
Related Documents and Helpful Links.....	3
Feedback.....	4
Document History.....	4

# HOW TO EMBED ITEMS FROM THE INTERNET

## Overview

Sometimes you may have work within another Web 2.0 tool that would be great to share within Digication. It is easy if that site is supported by Digication or if the site uses embed codes.

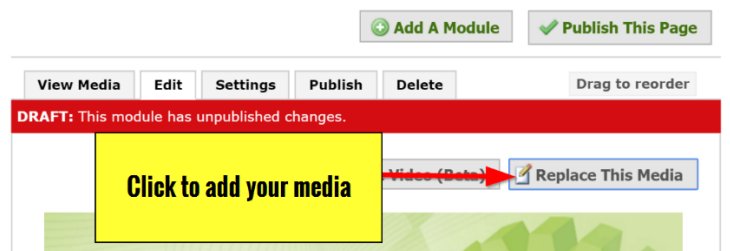
## How to Embed Items

It is easy to embed items by adding an 'Image/Video/Audio' module.

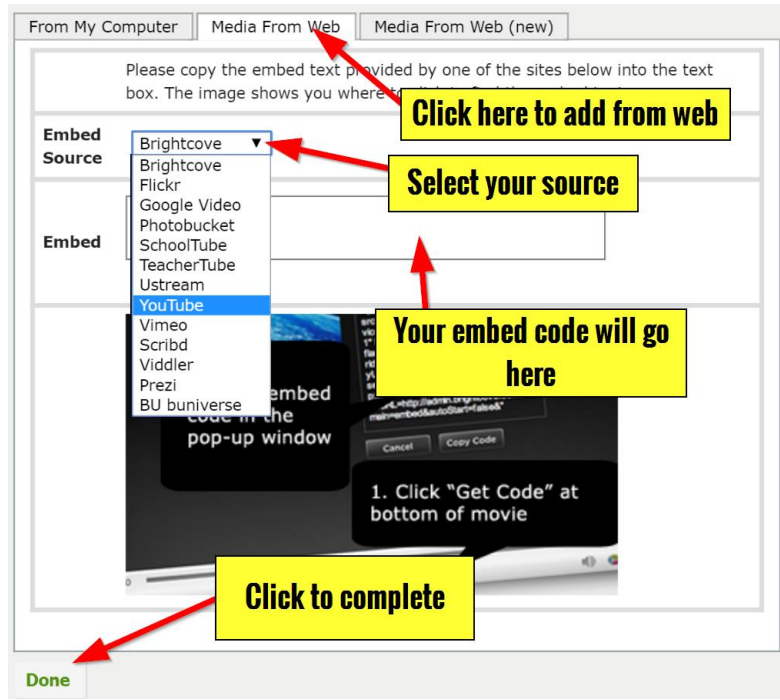
1. Within your e-Portfolio, make sure you are in the 'Edit' mode and click the 'Add a Module' button. Select the 'Image/Video/Audio' option. Then click 'Add this Module.' Your new module should populate on your page.



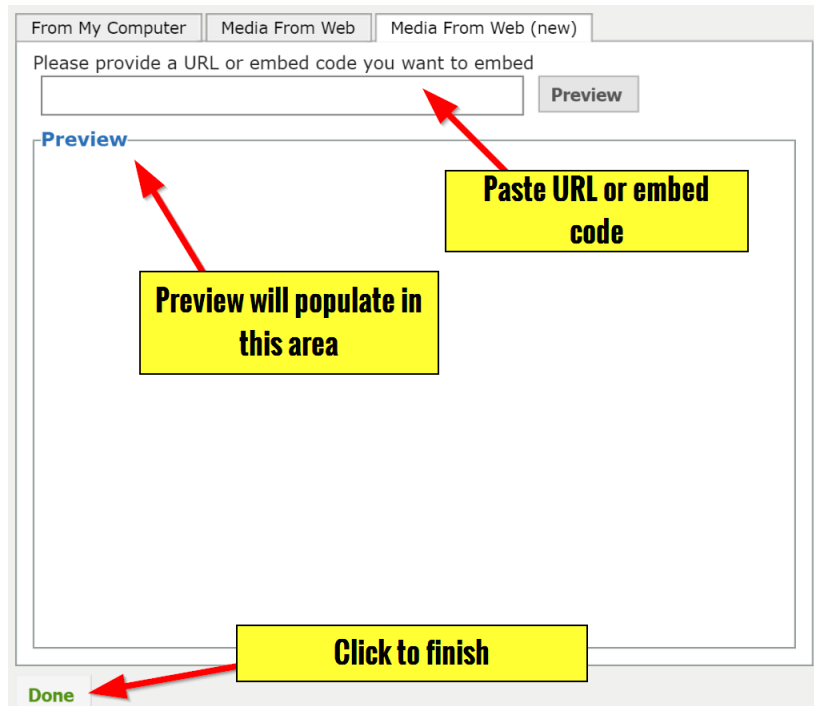
2. Within the module, select the 'Replace This Media' option.



3. Within the pop-up window, click the 'Media from Web' tab. You can pick from a variety of sources, as seen in the image. Once you select your source, directions on how to get the embed code will appear. Follow those directions, and paste the embed code in the space provided. Click 'Done' when complete and your embedded item should appear. Make sure you 'Publish' your page to complete the process.



4. If your source is not listed on the prior tab, you can select the 'Media from Web (new)' tab and provide an embed code there. A preview of your embedded item should appear. If you are happy with the look, click 'Done' to finish. Make sure you 'Publish' your page to complete the process.



## How to Get Additional Help

If you still have questions about how to embed items in Digication, please contact the ITS Helpdesk by sending an email to [helpdesk@tamusa.edu](mailto:helpdesk@tamusa.edu) or calling 210-784-4357 (HELP).

## Related Documents and Helpful Links

[Digication FAQ](#)

## Feedback

We welcome your feedback about this document. Please email [ITSFeedback@tamusa.edu](mailto:ITSFeedback@tamusa.edu) or use Twitter [@TAMUSA\\_ITS](https://twitter.com/TAMUSA_ITS).

## Document History

Version	Date	Revision history or Review (Author)
1.0	August 9, 2016	Initial Release (Matt B.)